


Flow to 12 GPM
Head to 48 ft.



Type LT25

CENTRIFUGAL MOTOR PUMPS

Flows to 12 GPM
Heads to 48 Feet

MATERIALS

All Bronze (LT25AB)
316SS (LT25SS)

APPLICATIONS

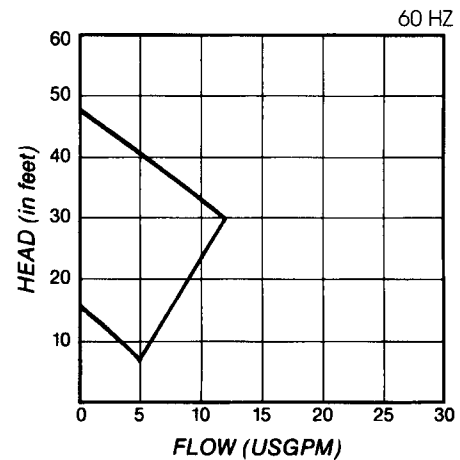

- Vapor Degreasers
- Chillers
- Filter Systems
- Water Treatment Systems
- Water
- Solvents
- Various Industrial Chemicals
- Freon
- Alkaline Solutions
- Deionized Water

FEATURES

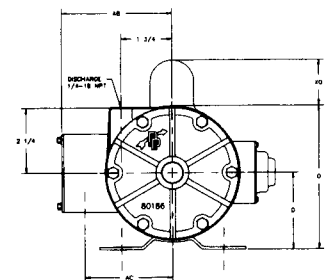
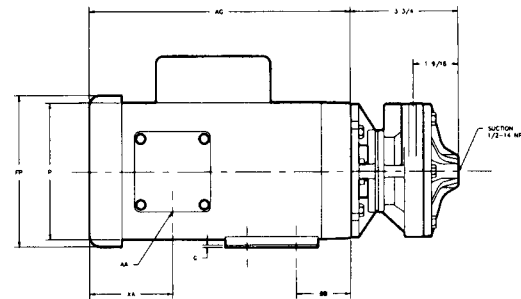
- SIZE: $\frac{1}{4}$ " x $\frac{1}{2}$ " x 3"
- Compact, close coupled design
- MOTORS:
 - NEMA 42C Face
 - $\frac{1}{8}$ HP, 1800 RPM, 1/60, TEFC
 - $\frac{1}{3}$ HP, 3600 RPM, 1/60, DP
 - $\frac{1}{3}$ HP, 3600 RPM, 1/50/60, TEFC & X-P
 - $\frac{1}{3}$ HP, 3600 RPM, 3/50/60, TEFC & X-P
- S.S. is all investment cast. Bronze volute/bracket and cover are sand cast
- Impeller castings are investment cast for accuracy & improved efficiency
- Mechanical Seal: $\frac{5}{8}$ " Type 21 Viton® Carbon vs. Ceramic standard
- T.9 Teflon®, T.21 Double Seals. Silicon Carbide Faces are among the many seal options available from stock. Seal flush and other options available
- 316 Stainless Steel replaceable stub shaft

ALSO AVAILABLE

- VERTICAL MOTOR PUMP
- FRAME MOUNTED



Curve for reference only. See engineering curves for final selection.



	DISCHARGE	SUCTION
LT25	$\frac{1}{4}$ " NPT	$\frac{1}{2}$ " NPT


NOTE: Motor dimensions will vary by motor and make. Dimensions are to be used for reference only.

PRICE PUMP CO.


21775 Eighth St. East
P.O. Box Q
Sonoma, CA 95476
(707) 938-8441
FAX: (707) 938-0764
www.pricepump.com
email: sales@pricepump.com

High Flow to 12 GPM
High Head to 48 ft.

Also Available:



*LT25P
Frame Mounted*



*LT25V
Vertical*

Type LT



TECHNICAL INFORMATION

CATEGORY

	LT25AB	LT25SS
Min. Recommended Flow	1/2 GPM	1/2 GPM
Max. Solid Size	.12"	.12"
Max. Working Pressure*	200 PSI*	200 PSI*
Max. Temperature*	300°F*	300°F*

*With Standard Seal and Gasket—Temperature limit will also vary according to liquid pumped. Contact Factory for higher Pressure/Temperature options.

MATERIALS OF CONSTRUCTION

	LT25AB	LT25SS
Volute/Bracket	Bronze 85-5-5-5	316 SS
Volute/Cover	Bronze 85-5-5-5	316 SS
Impeller	Bronze 85-5-5-5	316 SS
Shaft	316 SS	316 SS
Fasteners	18-8 S.S.	316 SS
Gasket	Syn. Fiber	Teflon®