

Flow To 25 GPM
Head To 380 ft.



Type MS50-SS

CENTRIFUGAL MOTOR PUMPS

Flows to 20 GPM
Heads to 380 Feet

MATERIALS
316 STAINLESS STEEL

APPLICATIONS

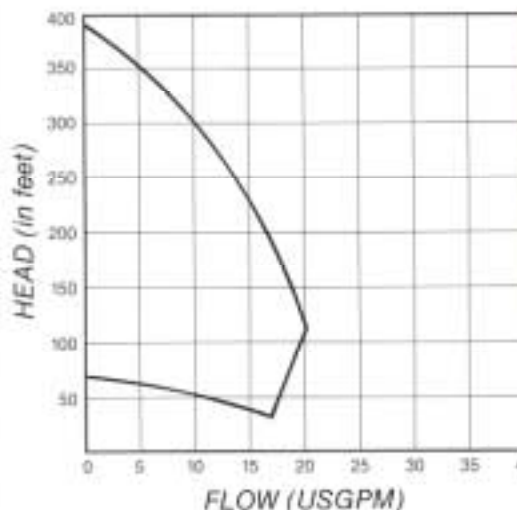
- Deionized water system.
- Ultrafiltration systems.
- Cooling pumps for laser systems.
- Reverse osmosis systems.
- Also for acid handling, boiler feed systems, booster pumps, etc.

FEATURES

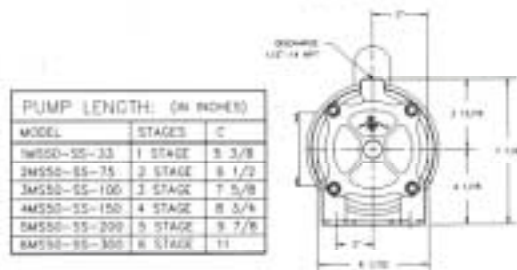
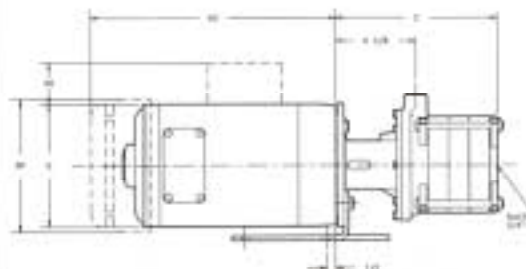
- SIZE: $\frac{1}{2}'' \times \frac{3}{4}'' \times 4''$
- Compact close coupled design.
- Motors are standard NEMA 'C' Face design with ball bearings. Single- and three-phase motors are available in Drip Proof, Totally Enclosed or Explosion Proof design. Up to 5 HP in three phase DP or TE, and up to 3 HP in three phase X-P.
- Wetted metal parts are all 316SS (CF8M) investment cast. Standard bushings are graphite, with GFT or Silicon Carbide optional. Standard 'O' rings are Viton with EPR, Neoprene or Teflon optional.
- Mechanical seal: $\frac{1}{8}''$ T.21 Viton, Carbon vs. Ceramic standard. EPR, Neoprene or Teflon T.9 seals are available, as are other seal face materials.
- T.21 double seal, single seal flush and quench arrangements are also available.

ALSO AVAILABLE

- WITH AIR MOTOR DRIVE
- FRAME MOUNTED



Curve for reference only. See engineering curves for final selection.



PUMP LENGTH: (IN INCHES)		
MODEL	STAGES	C
1MS50-SS-33	1 STAGE	5 3/8
2MS50-SS-75	2 STAGE	6 1/2
3MS50-SS-100	3 STAGE	7 5/8
4MS50-SS-150	4 STAGE	8 3/4
5MS50-SS-200	5 STAGE	9 7/8
6MS50-SS-300	6 STAGE	11

	DISCHARGE	SUCTION
MS50SS	$\frac{1}{2}''$ NPT	$\frac{3}{4}''$ NPT

NOTE: Motor dimensions will vary by motor and make. Dimensions are to be used for reference only.

**PRICE
PUMP CO.**

#1 Pump Way, P.O. Box Q
Sonoma, CA 95476
(707) 938-8441
FAX: (707) 938-0764

Flow To 25 GPM
Head To 380 ft.

ALSO
AVAILABLE:

Type MS



MS50PSS
FRAME
MOUNTED

TECHNICAL INFORMATION

CATEGORY

MS50-SS

Minimum Recommended Flow

1/2 GPM

Maximum Solid Size

.03"

Maximum Working pressure*

200PSI

Maximum Temperature*

300°F

*With Standard Seal & Gasket—Temperature limit will also vary according to liquid pumped.

Contact Factory for Higher Pressure/Temperature options.

MATERIALS OF CONSTRUCTION

Volute	316 Stainless Steel
Impeller	316 Stainless Steel
Bracket	316 Stainless Steel
Shaft Sleeve	316 Stainless Steel
Fasteners	316 Stainless Steel
Gaskets	Viton "O" Rings



MS50SS
WITH
AIR MOTOR